

## DWS Concept DJE Responsible Invest LD

Investing responsibly in equities and bonds



### Minimum Investment

None

### Fund Facts

ISIN LU0185172052

WKN A0BLYJ

Bloomberg DJELTBM LX

Reuters LU0185172052.LUF

Asset Class Fund EUR Flexible Allocation - Global

Minimum Equity 25%

Partial Exemption of Income<sup>1</sup> 15%

Investment Company<sup>2</sup> DWS Investment S.A.

Fund Management DJE Kapital AG

Type of Share payout<sup>2</sup>

Financial Year 01/01 - 31/12

Launch Date 07/04/2004

Fund Currency EUR

Fund Size (28/03/2024) 35.89 million EUR

Ongoing Charges p.a. (31/12/2020) 1.69%

This sub-fund/fund promotes ESG features in accordance with Article 8 of the Disclosure Regulation (EU Nr. 2019/2088).<sup>3</sup>

### Ratings & Awards<sup>4</sup> (28/03/2024)

#### Morningstar Rating Overall<sup>5</sup>

★★★

#### FNG Award 2024

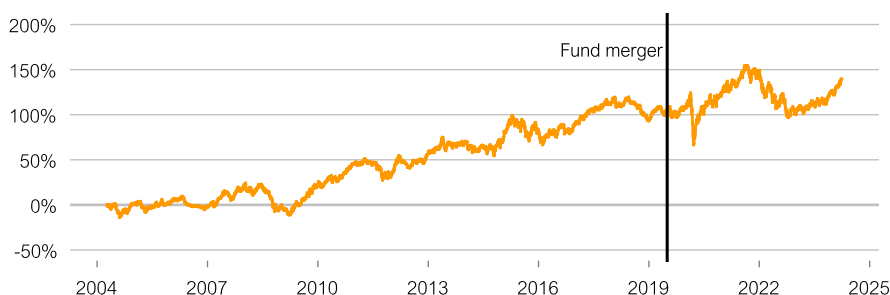
Awarded with 2 stars (of 3) by Forum Nachhaltige Geldanlagen (Forum Sustainable Investments)

### Investment Strategy

The DWS Concept DJE Responsible Invest is a balanced fund that invests worldwide in equities (min. 25%) and bonds of sustainable companies (green bonds). Companies that exert a positive influence on society through products, processes or special commitment are considered sustainable. In addition, the fund may only invest in companies whose CO2 emissions are below very strict limits. This CO2 filter manifests itself in a very low carbon footprint at fund level. Investments in green bonds are bonds whose proceeds flow into pre-defined green projects - these can include reforestation projects, the establishment of recycling cycles or the improvement of drinking water treatment. The fund is fully geared to globally valid sustainability requirements.

### Performance in % since inception (07/04/2004)

■ DWS Concept DJE Responsible Invest LD

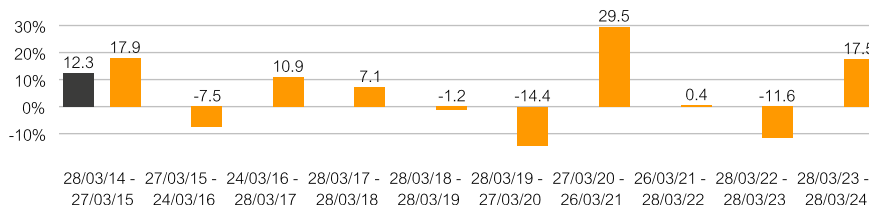


The DWS Concept DJE Responsible Invest pursues the same investment objectives, investment process and asset allocation strategy as the DJE - Concept 75, which was first launched on 07.04.2004. On 01.07.2019, the DJE - Concept 75 was merged with the new DWS Concept DJE Responsible Invest. The historical track record of

### Rolling Performance over 10 Years in %

■ Fund (net) in consideration with the maximum issue surcharge of 5.00%

■ Fund (gross) DWS Concept DJE Responsible Invest LD



### Performance in %

	MTD	YTD	1 Yr	3 Yrs	5 Yrs	10 Yrs	SI
Fund	3.79%	6.00%	17.46%	4.31%	15.67%	48.14%	139.84%
Fund p.a.	-	-	-	1.41%	2.95%	4.01%	4.48%

Source for all performance data: Anevis Solutions GmbH, own illustration. As at: 28/03/2024.

The Funds are actively managed by DJE and, where a benchmark index is indicated, without reference to it. The presented charts and tables concerning performance are based on our own calculations according to the gross performance (BVI) method<sup>2</sup> and illustrate past development. Past performance is not indicative for future returns. The BVI method takes into account all costs incurred at the fund level (e.g. management fees), the net performance and the issue fee. Additional individual costs may be incurred at the customer level (e.g. custodian fees, commission and other charges). Model calculation (net): an investor wishes to purchase shares for Euro 1,000. With a maximum issue surcharge of 5.00% , he has to spend a one-off amount of Euro 50.00 when making the purchase. In addition, there may be custodian costs that reduce performance. The custodian costs are decided by your bank's price list and service charges

1 | The fiscal treatment depends on the personal circumstances of the respective client and can be subject of change in the future.

2 | see also on ([www.dje.de/DE\\_en/fonds/fondswissen/glossar](http://www.dje.de/DE_en/fonds/fondswissen/glossar))

3 | see also on ([www.dje.de/en-de/company/about-us/invest-sustainably/](http://www.dje.de/en-de/company/about-us/invest-sustainably/))

4 | Awards and many years of experience do not guarantee investment success. Sources on homepage (<https://www.dje.de/en-de/company/about-us/awards--ratings/2023/>)

## DWS Concept DJE Responsible Invest LD

Investing responsibly in equities and bonds



### Asset Allocation in % of Fund Volume

Stocks	74.80%
Bonds	24.00%
Cash	1.20%

As at: 28/03/2024.

The asset allocation may differ marginally from 100% due to the addition of rounded figures.

### Country allocation total portfolio (% NAV)

United States	39.50%
Germany	28.40%
France	8.10%
Netherlands	5.90%
South Africa	4.20%

As at: 28/03/2024.

### Fund Prices per 28/03/2024

Bid	238.83 EUR
Offer	250.78 EUR

### Fees

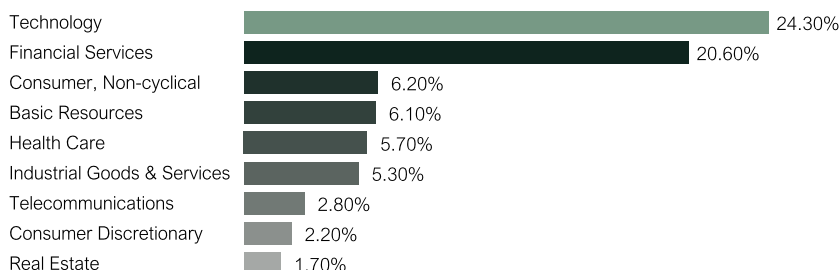
Initial Charge	5.00%
All-in fee p.a.	1.65%

### Risk Class (SRI 1-7)<sup>1</sup>

Low Risk High Risk

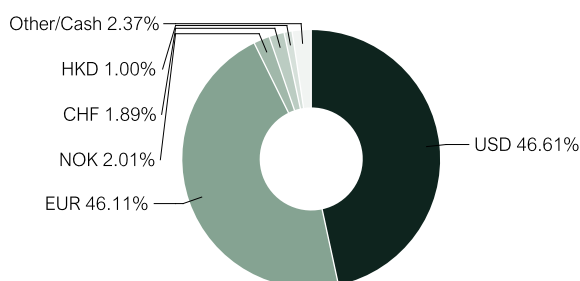
1	2	3	4	5	6	7
---	---	---	---	---	---	---

### Top 10 Equity Sectors in % of Fund Volume



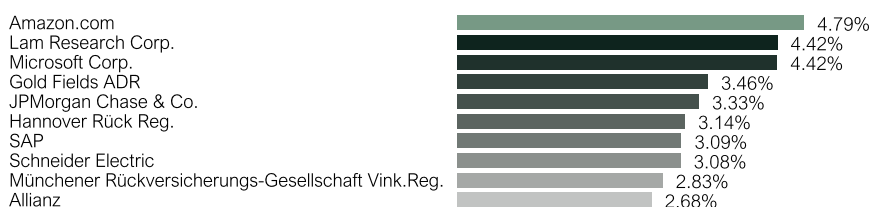
As at: 28/03/2024.

### Currency Exposure (% NAV)



Data: Anevis Solutions GmbH, own illustration. As at: 29/02/2024. Note: Cash position is included here because it is not assigned to any country or currency.

### Top Ten Holdings in % of Fund Volume



As at: 29/02/2024. When buying a fund, one acquires shares in the said fund, which invests in securities such as shares and/or in bonds, but not the securities themselves.

### Risk Measures<sup>1</sup>

Standard Deviation (2 years)	10.82%	Maximum Drawdown (1 year)	-3.57%
Value at Risk (99% / 20 days)	-7.10%	Sharpe Ratio (2 years)	-0.43

As at: 28/03/2024.

### Target Group

#### The Fund is Suitable for Investors

- + with medium to long-term investment horizon
- + who wish to orient their investment in shares and bonds towards ESG criteria
- + who are looking for flexibility in portfolio design

#### The Fund is not Suitable for Investors

- with a short-term investment horizon
- who seek safe returns
- who are not prepared to accept increased volatility

<sup>1</sup> | See Key Information Document (PRIIPs KID) under <https://www.dje.de/en-de/investment-funds/productdetail/LU0185172052#downloads>

## DWS Concept DJE Responsible Invest LD

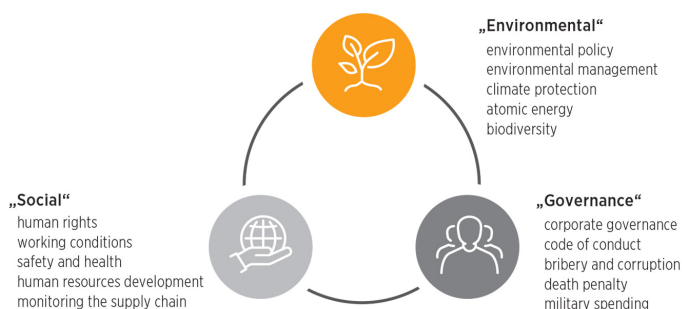
Investing responsibly in equities and bonds



### Investment Approach

DJE works with MSCI ESG Research, a leading international provider of environmental, social and governance (ESG) analysis and ratings. The investment universe is examined on the basis of ESG filters. The fund management of the DWS Concept DJE Responsible Invest analyzes the closer selection qualitatively and invests in what it considers to be the most promising ESG leading stocks. Excluded are companies that violate United Nations regulations on human rights, labour rights and environmental protection or that generate more than 5% of their sales through weapons, gambling, nuclear energy, power plant coal or genetically modified seeds. On the equity side, the focus is on companies that have a positive impact on society and the environment. On the bond side, the fund invests primarily in "green bonds", i.e. bonds issued by companies that meet ESG criteria. Investment in government bonds is not the focus of attention, but is possible, provided there are no exclusion criteria such as high corruption, lack of freedom of the press or weak civil rights.

### The three components of sustainability: ESG



The evaluation of MSCI ESG Research can not be displayed here for legal reasons.

### Opportunities

- + Profit from the long-term investment trend Sustainability
- + Experienced fund manager with an approach based on fundamental, monetary and market analysis (FMM), enhanced by ESG filters
- + Participation in the growth opportunities of the equity and bond markets - no fixation on a region or a Country
- + Ongoing adjustment of the portfolio to the expected market conditions for strategic risk diversification

### Risks

- No guarantee that securities of companies considered sustainable will perform above average
- Equities carry risk of stronger price declines
- Price risks of bonds with rising interest rates
- Currency risks due to foreign share
- Country, credit and liquidity risks of issuers

## DWS Concept DJE Responsible Invest LD

Investing responsibly in equities and bonds



### Fund Manager



**Richard Schmidt**

Responsible Since 01/07/2019

Richard Schmidt joined DJE in 2019. He has many years of experience in multi-asset fund management and manages the DWS Concept DJE Responsible Invest. He is also Head of Portfolio Management Institutional Clients and responsible for a number of institutional mandates.

### DJE Kapital AG

DJE Kapital AG is part of the DJE Group, can draw on around 50 years of experience in asset management and is today one of the leading bank-independent financial service providers in German-speaking Europe. Our investment strategy, both in equities and bonds, is based on the FMM method developed in-house: a systematic analysis which takes three views on securities and the financial markets – fundamental, monetary and market-technical. DJE follows sustainability criteria when selecting securities, takes into account selected sustainable development goals, avoids or reduces adverse sustainability impacts and is a signatory to the United Nations "Principles for Responsible Investment".

Signatory of:



### Contact

DWS Investment GmbH  
+49 69 910-12371  
info@dws.de  
www.dws.de

DJE Kapital AG  
+49 89 790453-0  
info@dje.de  
www.dje.de

### Monthly Commentary

In March, the stock markets were largely able to continue their bullish trend from the previous months. The rise in the stock markets in the first quarter was due to good or improving economic data, which turned out better than widely expected. These include continued solid figures from the US labor market, an improving purchasing managers' index for services in the euro area and fiscal stimulus in China, which should help achieve the growth target. This transformed the initial fears of recession into the hope that a soft landing for the major economic regions was still possible. As a result, interest rate cut expectations, which were still very high at the beginning of the year, have now shifted to the middle of the year. Especially since consumer prices in the USA rose again in February. Accordingly, the US Federal Reserve remained cautious and wants to wait for further data. In March, the European Central Bank signaled a first possible interest rate cut in June. The DWS Concept DJE Responsible Invest rose by 3.79% in this market environment. In March, all sectors of the global MSCI World stock index developed positively. The energy, credit institutions and basic materials sectors achieved particularly high growth. The lowest increases came from the consumer goods & services, travel & leisure and automobile sectors.

### Legal Information

This is a marketing advertisement. Please read the prospectus of the relevant fund and the PRIIPsKID before making a final investment decision. This also contains detailed information on opportunities and risks. These documents can be accessed free of charge in English at [www.dws.com](http://www.dws.com) under the relevant fund. A summary of investor rights can be accessed in English free of charge in electronic form on the website at [www.dws.com/footer/legal-resources/](http://www.dws.com/footer/legal-resources/). The funds described in this marketing announcement may have been notified for distribution in different EU Member States. Investors should note that the relevant management company may decide to discontinue the arrangements it has made for the distribution of the units of your funds in accordance with Directive 2009/65/EC and Article 32a of Directive 2011/61/EU. All information published here is for your information only, is subject to change and does not constitute investment advice or any other recommendation. The sole binding basis for the acquisition of the relevant fund is the above-mentioned documents in conjunction with the associated annual report and/or the semi-annual report.

The source of all information and responsibility for its content and preparation lies with DJE Kapital AG, unless otherwise stated. The Management Company and Distributor of the Fund is DWS Investment GmbH. The statements contained in this document reflect the current assessment of DJE Kapital AG. The opinions expressed are subject to change without notice. All information in this overview has been provided with due care in accordance with the state of knowledge at the time of preparation. However, no guarantee or liability can be assumed for the correctness and completeness.

5 | Morningstar, Inc. All Rights Reserved. The information contained herein: (1) is proprietary to Morningstar and/or its content providers; (2) may not be copied or distributed; and (3) is not warranted to be accurate, complete or timely. Neither Morningstar nor its content providers are responsible for any damages or losses arising from any use of this information. Past performance is no guarantee of future results.